



X4 Fire Control System

Quick Start Guide

Learn From the Pros!



Scan the QR code
or go to
MaztechIndustries.com

- ❖ Instructional Videos
- ❖ Detailed Online User Manual

1

Insert Batteries



18650 batteries
included

*It is recommended to charge
the batteries before first use*

2

Calibrate
Compass



0/3 ∞
AR15
MK262 5.56

116° SE
AR15
MK262 5.56

*See User Manual for
step-by-step guide*

3

Install Onto
Weapon Rail




Turn to ¼ turn past hand-tight

OR

Do not torque
more than **77-in-lb.**

4

Install LPVO Scope




T15 wrench

*See User Manual for
step-by-step guide to align
LPVO and X4-FCS™ reticles*

5

Pair to
App

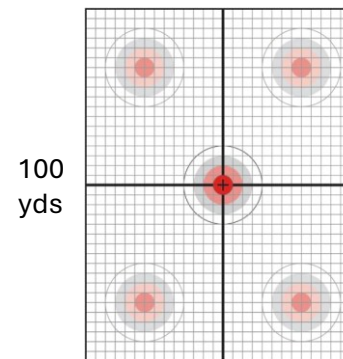
- Download the **Maztech Companion App** to your phone
- See **User Manual** for step-by-step guide to connect via Bluetooth® wireless technology
- Use the Maztech App to easily setup Ballistic Profiles on your X4-FCS™



The Bluetooth® word mark and logos are registered trademarks owned by Bluetooth SIG, Inc. and any use of such marks by Maztech Industries is under license. Other trademarks and trade names are those of their respective owners.

6

Zero at the Range



100
yds

*See User Manual for
step-by-step guide to perform final
X4-FCS™ digital alignment*